



City of Northville Council Presentation For Year Ended June 30, 2011



plante
moran



Tonight's Presentation

1. This year's audit
 - Who does what?
 - Our opinion
 - How did the audit go?
2. Informational reminders
3. How did the year go?
4. What's next?



This Year's Audit

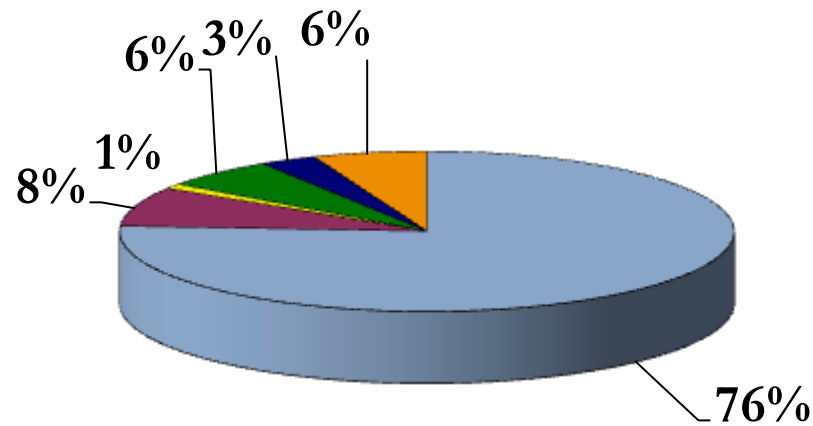
- Who does what?
- Our opinion
- How did the audit go?



Informational Reminders

General Fund Revenue – Budgetary Basis

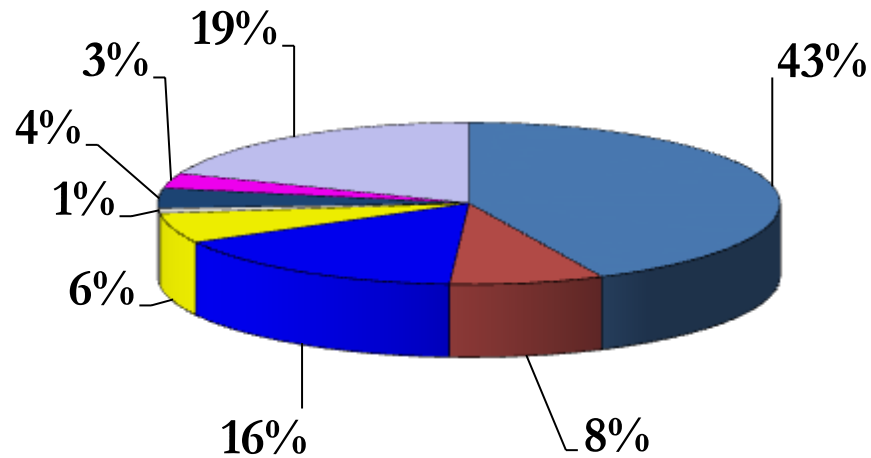
Year ended June 30, 2011



Property Taxes 76%	State-shared and Grant 8%	Racetrack Breakage 1%
License Fees & Fines 6%	Charges for Services 3%	Other Revenue 6%

General Fund Expenditures – Budgetary Basis

Year ended June 30, 2011



- Public Safety 43%
- Administration 16%
- Debt Retirement 1%
- Planning, Zoning & Inspection 3%
- Public Works 8%
- Buildings and Grounds 6%
- Recreation and Culture 4%
- Other Expenditures 19%

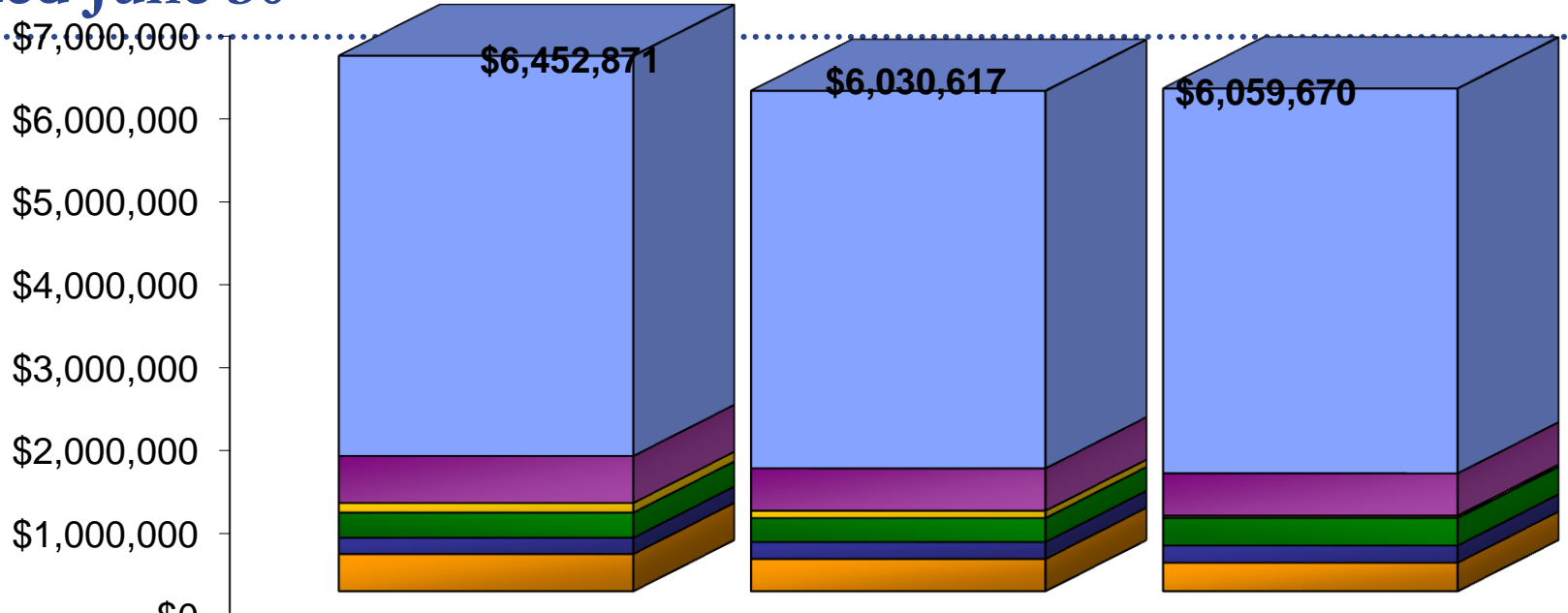


How Did the Year Go?



General Fund Revenue – Budgetary Basis

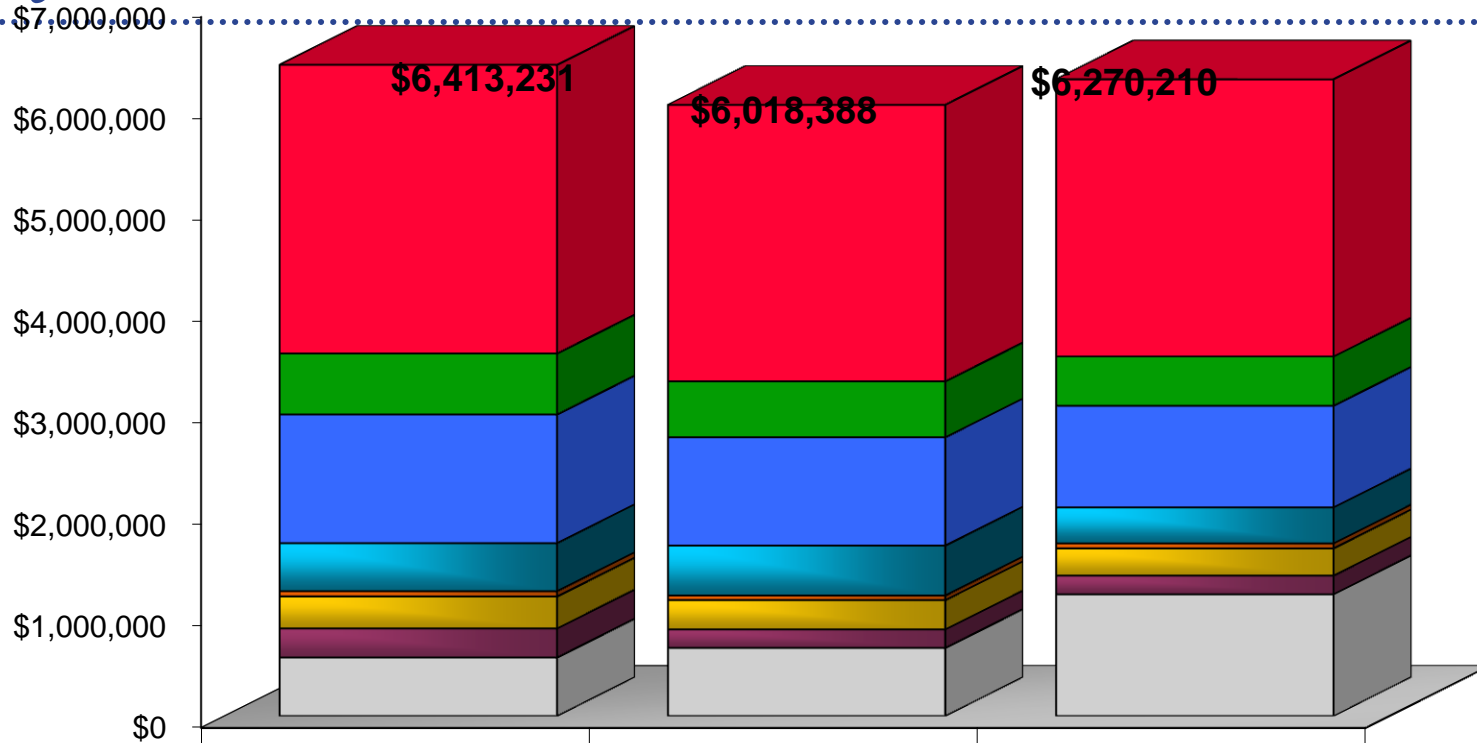
Year Ended June 30



	2009	2010	2011
Property Taxes	\$4,821,939	\$4,548,939	\$4,638,561
State-shared and Grant	\$566,273	\$511,809	\$509,153
Racetrack Breakage	\$116,497	\$87,898	\$28,292
License Fees & Fines	\$303,125	\$288,721	\$332,529
Charges for Services	\$196,125	\$203,650	\$207,370
Other Revenue	\$448,912	\$389,600	\$343,765

Note: beginning in 2011, the Street, Drainage, and Sidewalk Improvement Fund and the Payroll Fund were included in the General Fund. 2011 SDSI Fund property tax revenue was \$520,528. The Payroll Fund had no revenue as it only reports assets and liabilities.

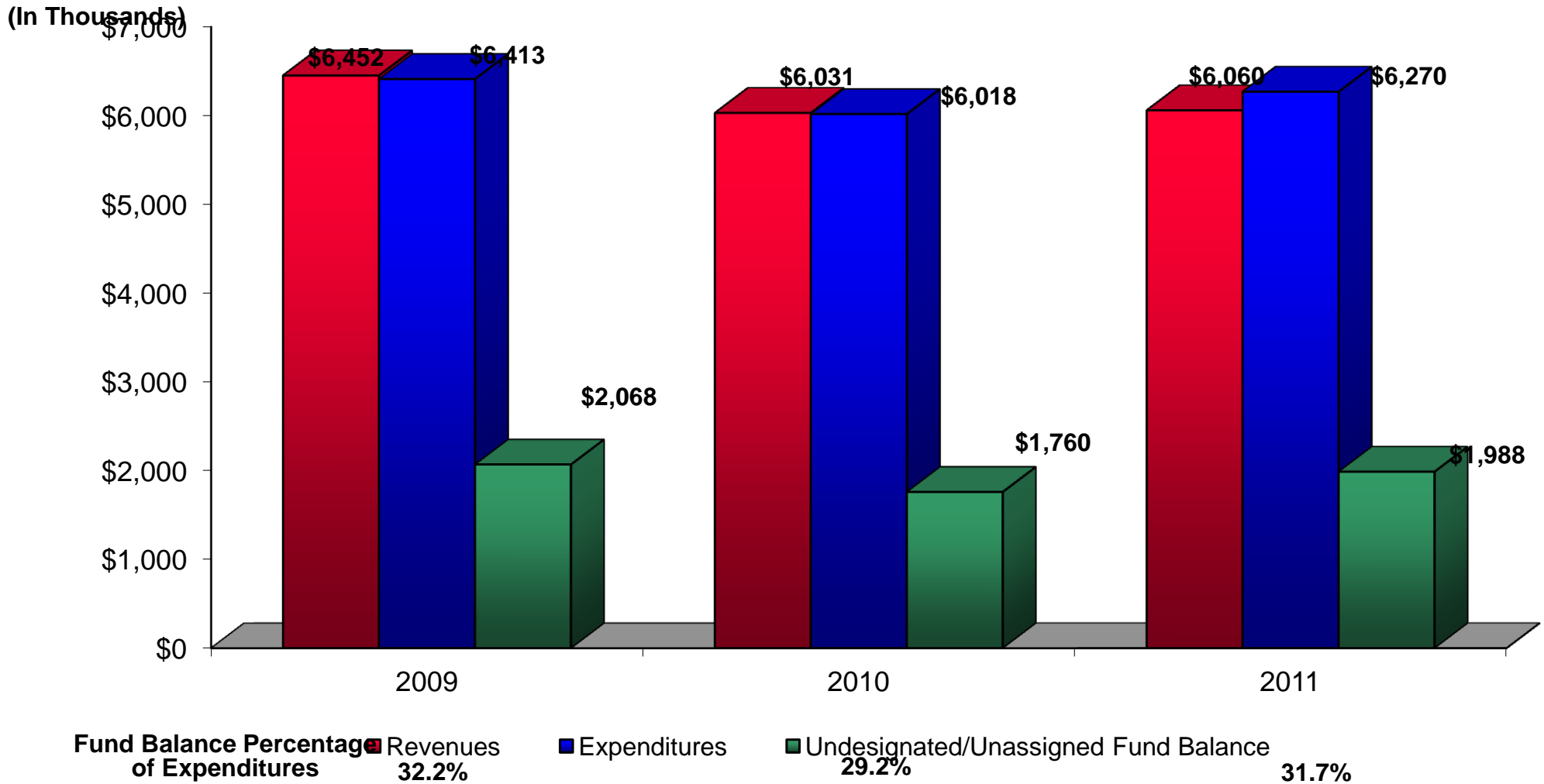
General Fund Expenditures – Budgetary Basis Year Ended June 30



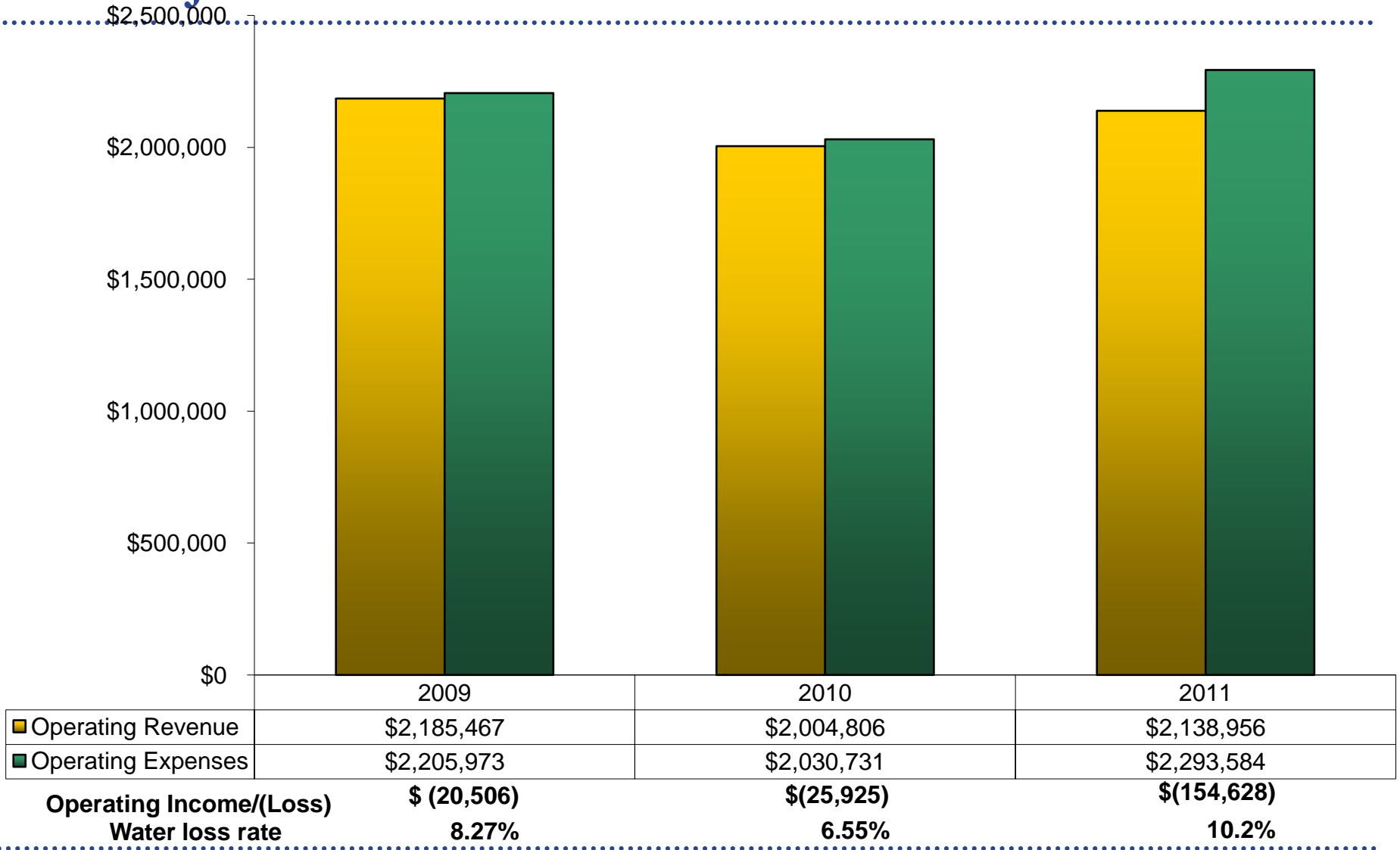
	2009	2010	2011
Public Safety	\$2,842,632	\$2,721,818	\$2,728,367
Public Works	\$600,726	\$551,133	\$485,758
Administration	\$1,265,887	\$1,065,192	\$999,830
Building and Grounds	\$472,738	\$491,531	\$355,047
Debt Retirement	\$53,040	\$46,290	\$48,928
Recreation and Culture	\$314,052	\$288,112	\$268,371
Planning, Zoning and Inspection	\$286,935	\$182,261	\$183,396
Other Expenditures	\$577,221	\$672,051	\$1,200,513

Note: beginning in 2011, the Street, Drainage, and Sidewalk Improvement Fund and the Payroll Fund were included in the General Fund. 2011 SDSI Fund Other Expenditures (transfers to other funds) were \$744,428. The Payroll Fund had no expenditures as it only reports assets and liabilities

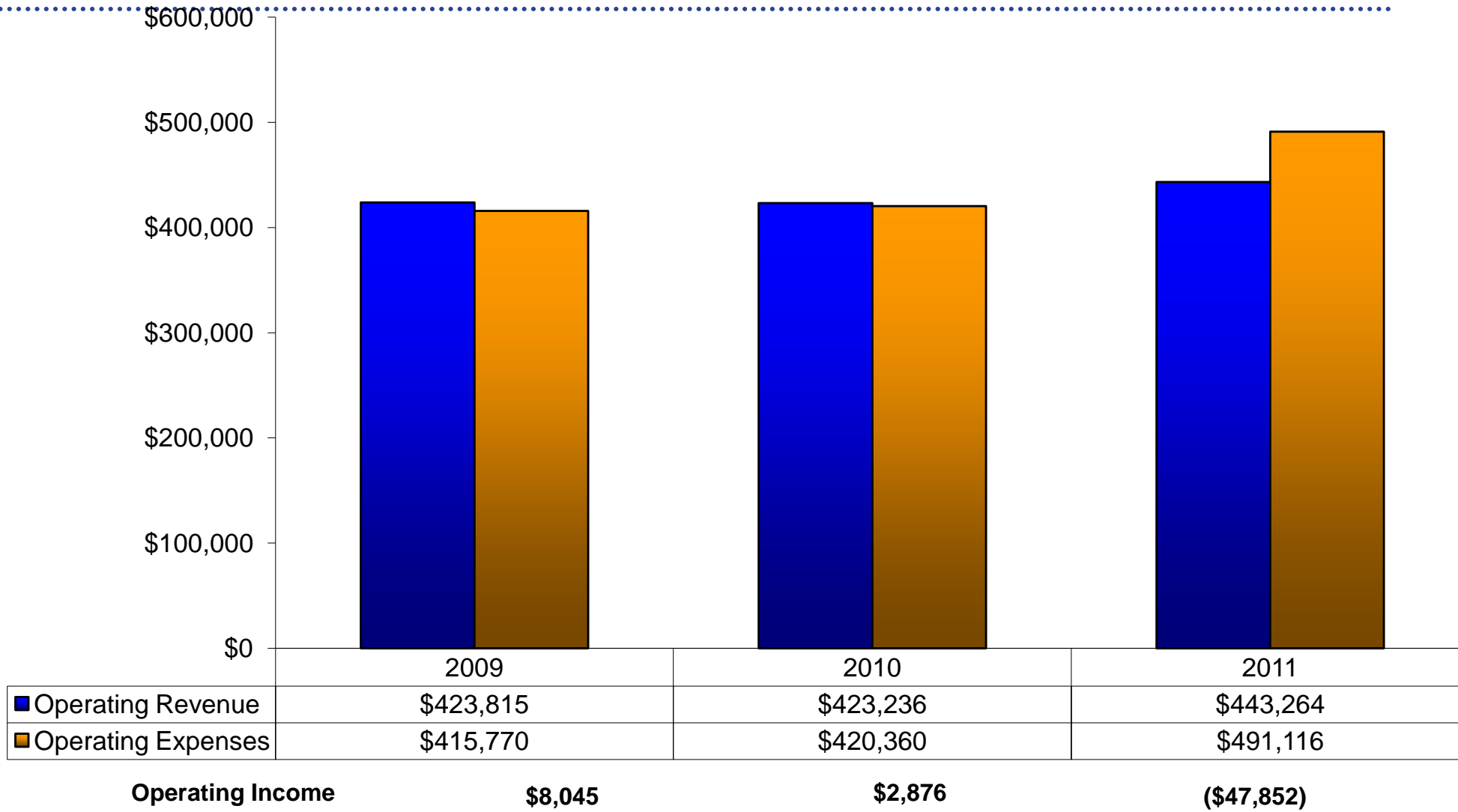
Comparison of General Fund Revenues, Expenditures, and Undesignated Fund Balance (Including Operating Transfers) Years Ended June 30



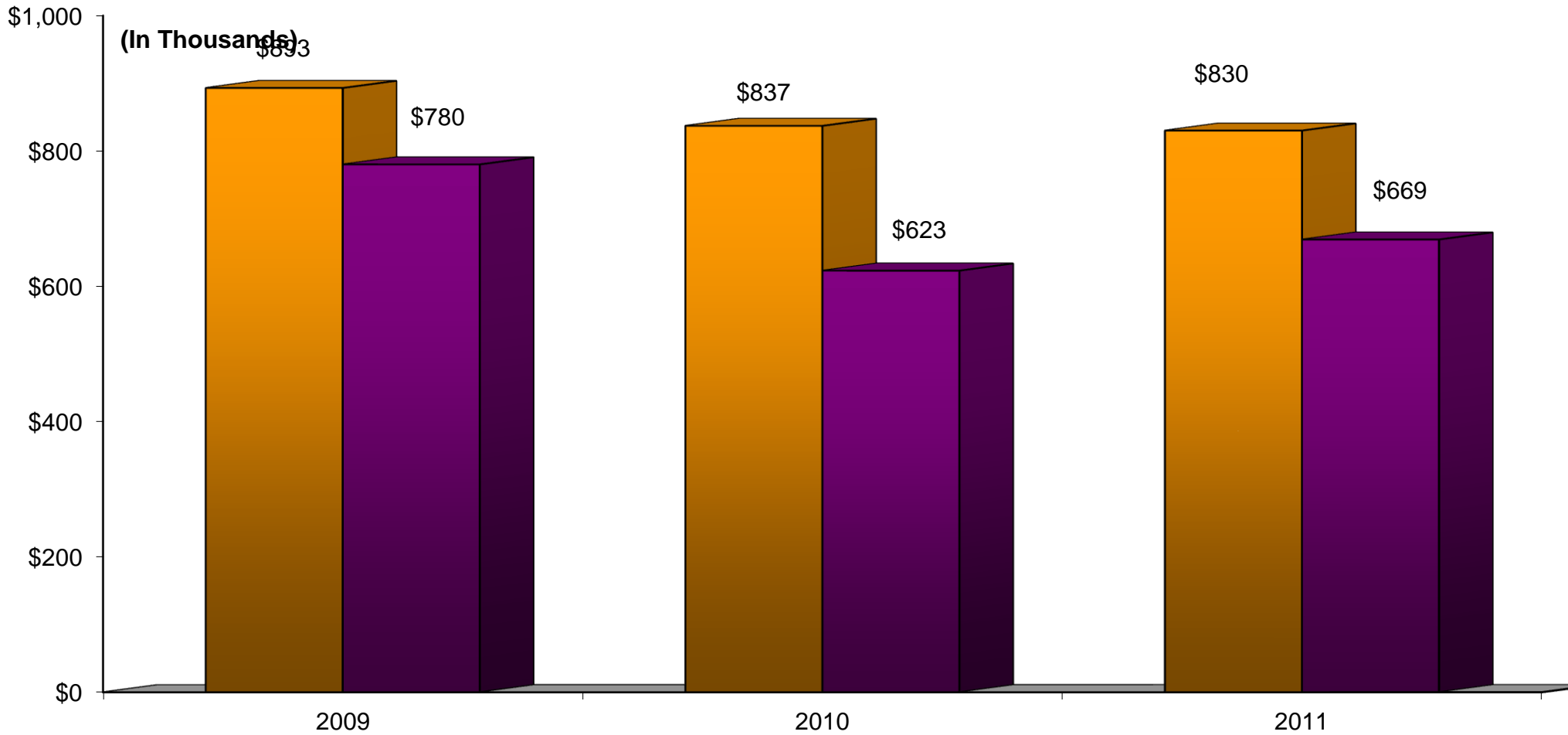
Water and Sewer Supply System Year Ended June 30



Refuse and Recycling System Year Ended June 30



Allen Terrace – Housing Commission Analysis of Operation (Including Operating Transfers)



■ Total Revenue ■ Total Expenses



What's Next?



Thank you for the opportunity to serve as
auditors for the City of Northville.





For more information contact:

Christopher S. Jones
Plante & Moran, P.L.L.C
(248) 223-3408
Chris.Jones@plantemoran.com

Kristin Hunt
Plante & Moran, P.L.L.C
(248) 223-3325
Kristin.Hunt@plantemoran.com

